

SUREHEAT® JET Air Heater

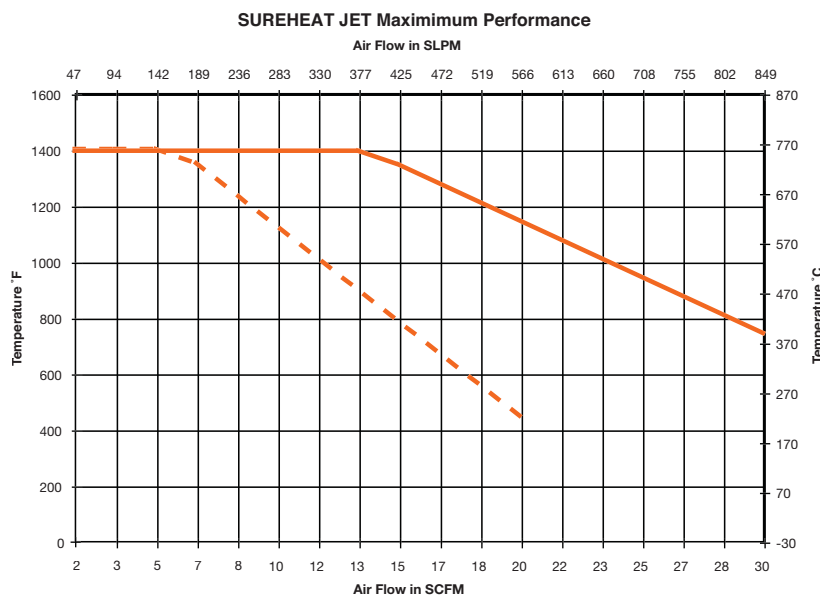


Specifications

- Air temperature controllable to 1400°F (760°C)
- Power ratings 3.0kW - 8.0kW
240V - 1φ
- Two internal Type K thermocouple sensors for control and safety:
 - S1 measures inlet temperature
 - S2 measures exit temperature
- Rapid heat-up and cool-down
- Maximum air pressure 60 psi (4 bar)
- Maximum inlet temperature 200°F (93°C)
- Use SUREHEAT JET Control (purchased separately) for easy installation
- Recommended minimum airflow 2 SCFM (57 SLPM)
- RoHS compliant



Performance

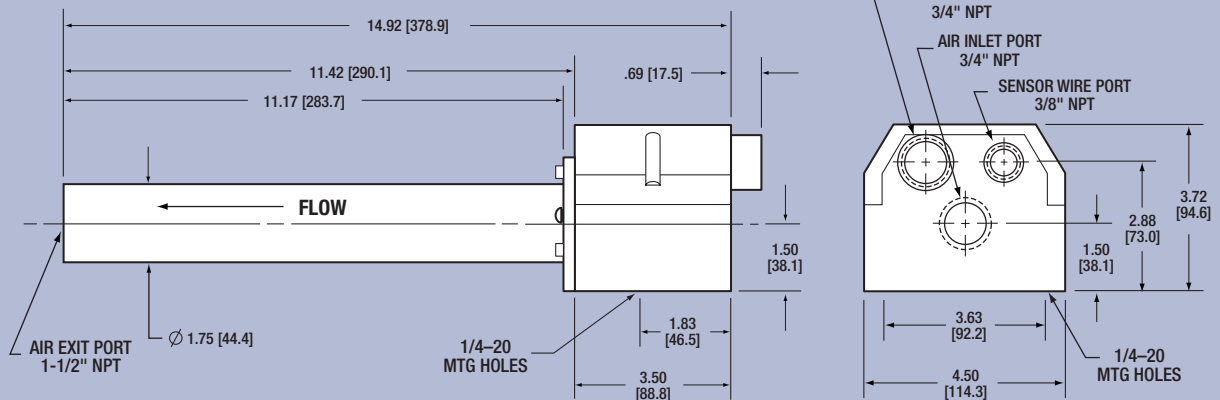
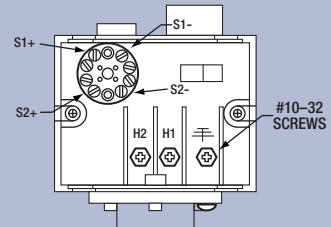


* Temperature as measured by internal Type K thermocouple.

Installation

Wiring Notes:

- S1 and S2 sensors are Type K thermocouple.
- S1 measures inlet air temperature.
- S2 measures exit air temperature.
- See operating manual for control settings.



Products

Heater Size (NPT)	Description	Max. Watts	Max. Volts	Max. Amps
074718	SUREHEAT® JET 3.0kW heater	3.0kW	240	12.5
074719	SUREHEAT JET 8.0kW heater	8.0kW	240	33.3

Accessories

Part Number	Description
074722	SUREHEAT JET control cabinet 8.0kW/240V/35A/1 ϕ
075526	SUREHEAT JET control cabinet 8.0kW/240V/35A/1 ϕ w/RS-232 comm.
074829	1/16 DIN digital temperature control (for S2 KTC)
074835	Inlet temperature limit circuit (For S1 KTC)



074829



074835



074722